



DHAI EDUCATION SYSTEM



Spring Task 2

April 2020


Early Years Seniors

ENGLISH

- Read two small books in your vacations and write your and your mother's favourite line / dialogue of the book.
- Find as many singular nouns and plural nouns as you can in your bedroom and write them on a sheet.
- Try a recipe of (jelly making). Mix the jelly powder in hot water, let it cool and decorate it with slices of your favourite fruit.
- Write at least 5 verbs (action words) that you do every day and make simple sentences with them.
- Watch a video on pronouns
<https://www.youtube.com/watch?v=ZADSyQZlvCc>. And
<https://www.youtube.com/watch?v=0avnWqGxd7g> (under adult supervision)
- Practice Writing Aa to Zz on loose sheets once a week.

MATHEMATICS

- Write counting 100 – 150.
- Revise spellings of teen numbers (thirteen – nineteen).
- Watch a video on the concept of addition
<https://www.youtube.com/watch?v=k5wC5krH8xo>
- Make Coat hanger and pegs addition machine – Have your child roll two dice and then place the pegs on the coat hanger to show the two numbers rolled. This provides them with concrete materials to then count the total.



- Paste 8 different shapes and write their spellings. (circle, square, triangle, rectangle, oval, star, heart and diamond)

SCIENCE

- How are you plants doing? The seeds must have grown into beautiful plants by now. Keep recording their growth on your record sheet.
- Let's learn about "floating and sinking". Watch this video <https://www.youtube.com/watch?v=c8kszaZGLKE>
- Dear moms, set up a floating and sinking learning tray on a table and ask your child to bring different toys to see if they will float or sink in the water. (discuss about materials they are made of, their size and weight to further clarify the concept)
- Learn about a life cycle of a "bee" (worksheets given below)
- Links:-
- <https://youtu.be/xD5tdyklJBI>
- https://youtu.be/SDnDGxsP1_M
- life cycle of honey bee links:
- <https://youtu.be/bSxurt8qPD4>
- project work:
- <https://youtu.be//PqoVaaRgnF4>

Urdu

<https://youtu.be/hz5qyXPxkoY>
<https://youtu.be/aazYW4bk3K0>

DEAR PARENTS PLEASE FIND
BELOW SOME WORKSHEETS FOR
OUR STUDENTS TO PRACTISE AND
REVISE.



MISSING LETTERS

Write the missing letter



___gloo



___sland



___ouse



___ouse



___ce cream



___omato



___uice



___umpkin



___otdog



___enguin



___ar

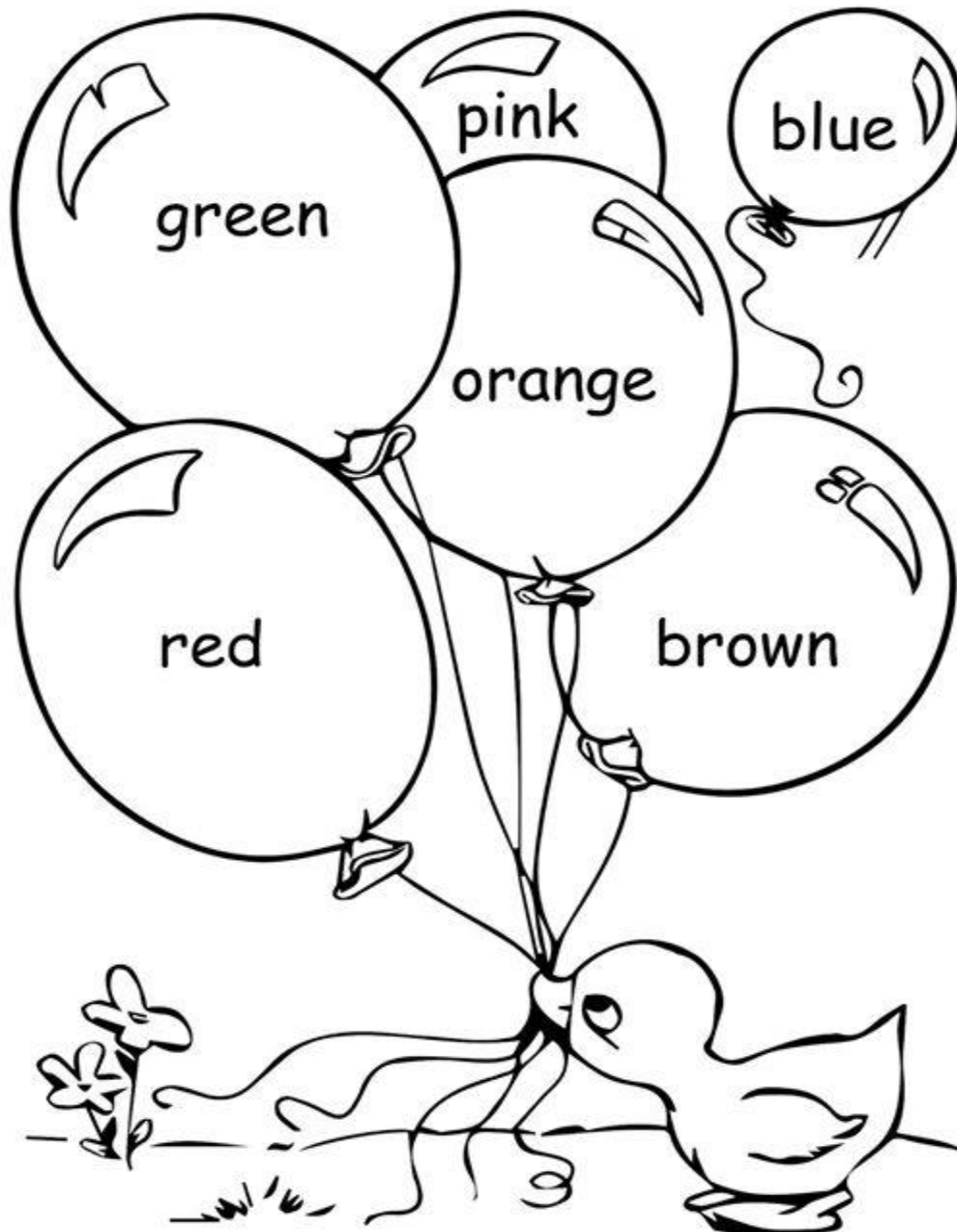


___ear



COLOR WORDS

Color each balloon using the correct color.





A / AN

1) Draw lines and match.



a





an

2) Write a or an.

- 1 _____ friend
- 2 _____ egg
- 3 _____ octopus
- 4 _____ pen
- 5 _____ rubber

- 6 _____ alligator
- 7 _____ elephant
- 8 _____ teacher
- 9 _____ bag
- 10 _____ cat

Mental math quiz

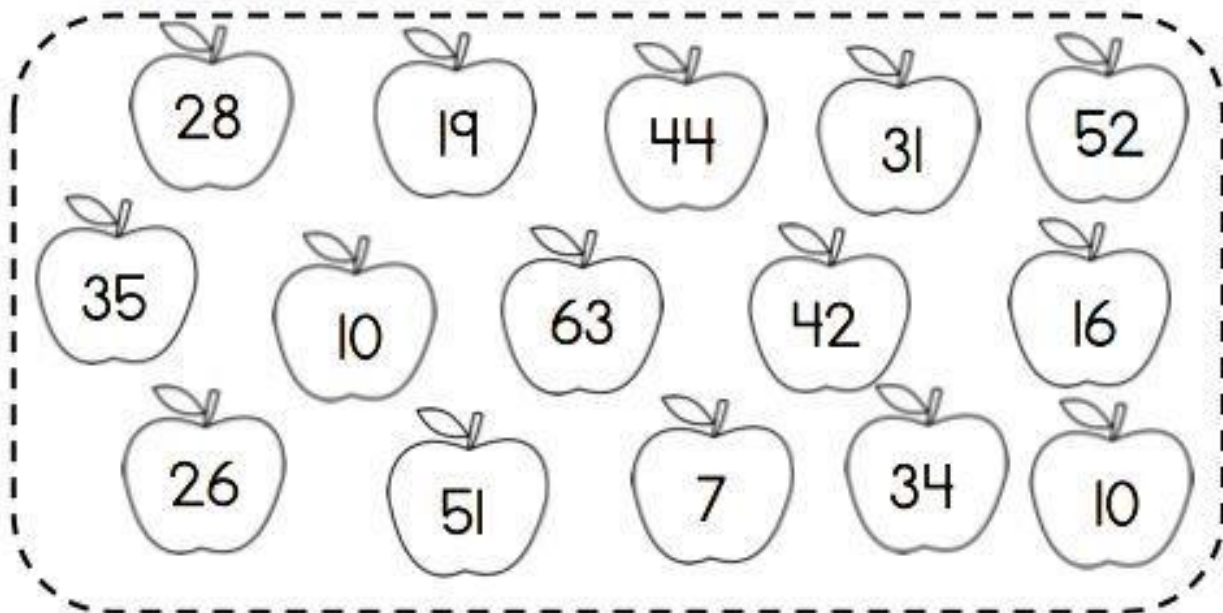
1	3+6	
2	Write down the next number: 8 9 10 11 12 ____	
3	8 – 5	
4	Write down the missing numbers. 21 ____ 23 24 25 ____ 27 ____ 29 ____	
5	How many stars altogether? 	
6	Which number comes after 32?	
7	I have ten bananas. I eat 3 of them. How many are left?	
8	Ali has 5 cakes, he makes two more. How many does he have now?	
9	Draw the next shape in the sequence 	




Name _____

Evens and Odds

Color the even numbers.



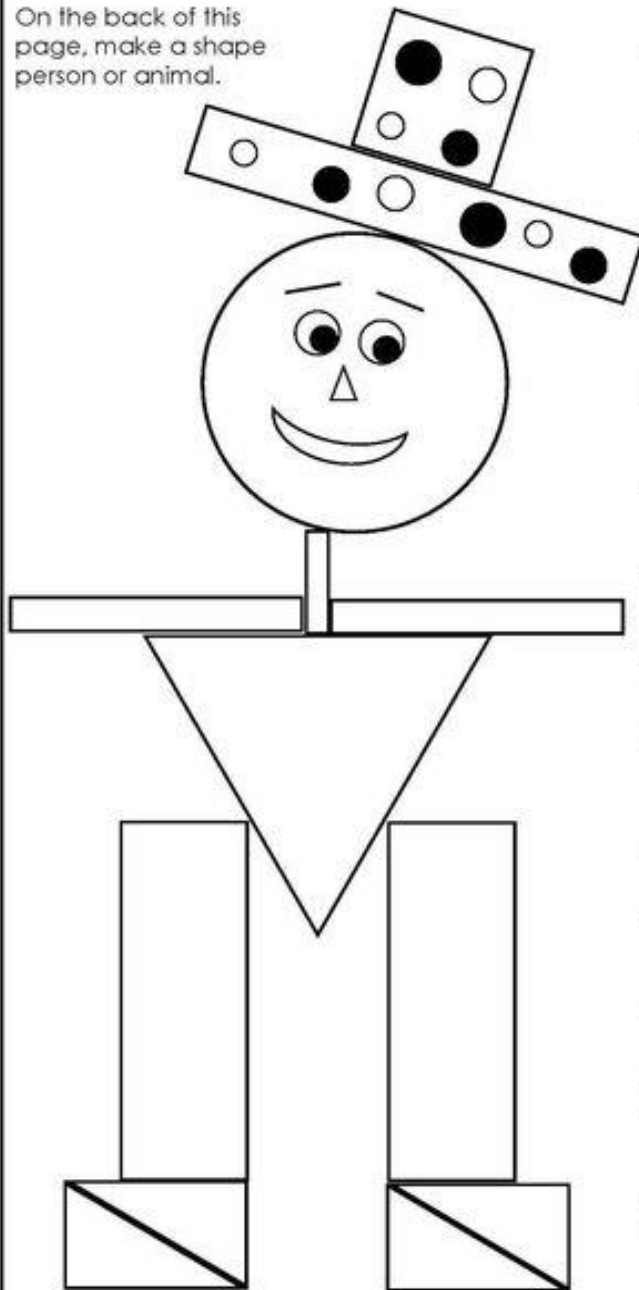
Find the answer and color the word even or odd for each apple.



©Crazy About Learning

Name: _____

On the back of this page, make a shape person or animal.



My hat has:

_____ circles

_____ rectangles

_____ squares

_____ triangles

My face has:

_____ circles

_____ triangles

_____ squares

My arms are:


My body is a:

My legs are:

My feet are:

<http://math.about.com>

Name _____



Word Bank

face

minute hand


hour hand

Name: _____

Life Cycle of a Honeybee



Directions: Cut and paste the pictures in order.



1

2

3

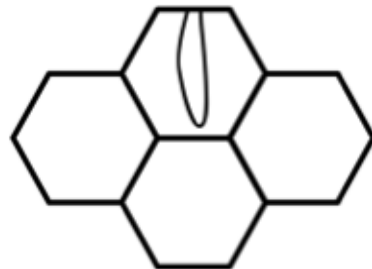
4



larva




pupa




egg



adult



Bee Parts



Directions: Cut out the words below and have your child glue them in the correct spots.

eye


wings

legs

antennae

stinger

color, cut, and assemble your own Pet Bee!



ڈی، ایچ، اے، آئی، ایجوکیشن سسٹم



نام: _____ تاریخ: _____ جماعت: _____



"ہے" اور "ہیں" کا استعمال کریں۔

یہ میرا بھالو _____ (ہے، ہیں)



میرے پاس تین پھول _____ (ہے، ہیں)



یہ ایک گاجر _____ (ہے، ہیں)



وہ لڑکے _____ (ہے، ہیں)



کتا بھونک رہا _____ (ہے، ہیں)



گاڑی کے پہیے _____ (ہے، ہیں)



ڈی، ایچ، اے، آئی، ایجوکیشن سسٹم

جماعت: _____

مضمون: اردو

تاریخ: _____

نام: _____

دیئے گئے بھاری حروف کو مصوتوں سے ملائیے

ا	و	ی	ے	
				ھ
				بھ
				پھ
				نھ
				جھ
				دھ
				کھ
				گھ


ڈی، ایچ، اے، آئی، ایجوکیشن سسٹم



تاریخ: _____

نام: _____

بھاری حروف



Indoor Scavenger Hunt

COLLECT ALL OF THE FOLLOWING ITEMS
IN A BAG OR BASKET. CHECK THE BOXES
AS YOU FIND EACH ONE.

- ☐ A TOY WITH WHEELS
- ☐ A BOOK WITH THE FIRST LETTER OF YOUR NAME IN THE TITLE
- ☐ A PAIR OF MATCHING SOCKS
- ☐ 4 THINGS THAT ARE GREEN
- ☐ SOMETHING VERY SOFT
- ☐ A TOY SMALLER THAN YOUR HAND
- ☐ SOMETHING ROUND
- ☐ A BOOK WITH NUMBERS IN IT
- ☐ 5 LEGOS THAT ARE ALL DIFFERENT
- ☐ A PHOTO OF SOMEONE YOU LOVE
- ☐ AN ITEM YOU CAN SEE YOURSELF IN
- ☐ AN ITEM THAT MAKES YOU FEEL COZY
- ☐ A TOY THAT HAS 3 DIFFERNT COLORS
- ☐ A MOVIE THAT HAS "S" IN THE TITLE
- ☐ YOUR SNUGGLIEST STUFFED ANIMAL