



DHAI EDUCATION SYSTEM



Grade 6

English

by: Aqsa Iqbal

Never forget to practice the positive affirmations every day.

https://www.youtube.com/watch?v=315m_9TIVVw

https://www.youtube.com/watch?v=Ud_eeFkzH4w

Chapter 16: Task 1- [If Only and I Wish] Grammar

Objective: Students will be able to understand the topic in relation to wishes and regrets in present and past tense.

a- Explanation:

Go through the videos to understand the concept.

- <https://www.youtube.com/watch?v=k1BfwZbSb9E&t=202s>
- <https://www.youtube.com/watch?v=buFJvc59uZU>

b- Try out the practice exercises.

- <https://www.grammar.net/ghml/exercise12/oct2012.pdf>
- https://www.myenglishpages.com/site_php_files/grammar-exercise-if-only-i-wish.php
- https://elt.oup.com/student/solutions/preint/grammar/grammar_08_022e?cc=global&selLanguage=en

c- Try out the tests.

- <https://www.test-english.com/grammar-points/b1-b2/wishes-regrets/>
- <https://www.test-english.com/grammar-points/b1-b2/wishes-regrets/2/>
- <https://www.test-english.com/grammar-points/b1-b2/wishes-regrets/3/>

Task 2- [Avoiding Generalizations] Writing study.

Objective: Students will be able to understand the concept of avoiding generalizations in formal writing.

a- Explanation:

Go through the video 1

- <https://www.youtube.com/watch?v=e9KfzpVOvjo>

Check out the second video and answer the questions below:

- <https://www.youtube.com/watch?v=FV0z99Z2gYg>

- i- What is a generalization?
- ii- What clue words generalizations contain?
- iii- What are valid and invalid generalizations?
- iv- State some examples from the video of valid and invalid generalizations.

Task 3- [Writing task]



DHAI EDUCATION SYSTEM



Watch the video below

<https://www.youtube.com/watch?v=FfK-DPQ5QxA>

and write a paragraph about “something people are afraid of”.

Task 4- Comprehension practice online:

<https://www.testprepreview.com/modules/reading1.htm>

Try out the first comprehension passage only.

Grade 6

Mathematics

By: Qurat

Chapter 9: Ratios, Rate, Time and Speed

Exercise 9C (9.3 Time)

Objective: Solve problems involving time.

Calculate times in terms of the 24-hour and 12- hour clock. Read clocks, dials and timetables.

<https://www.youtube.com/watch?v=6zwTu1-GzAA>

<https://www.khanacademy.org/math/cc-fifth-grade-math/imp-measurement-and-data-3/converting-units-of-time/a/converting-units-of-time-review>

<https://www.youtube.com/watch?v=ARZI3esD4kQ>

<https://www.youtube.com/watch?v=Yy7pl10t2E0>

<https://www.youtube.com/watch?v=gZzsYhyjIXA>

Online Tests

Conversions: <https://www.onlinemathlearning.com/time-conversion.html>

Adding Time: <https://www.onlinemathlearning.com/adding-time.html>

Word Problems: <https://www.onlinemathlearning.com/elapsed-time-worksheets.html>

Time Intervals: <https://www.onlinemathlearning.com/time-interval.html>

12 and 24 hr conversions: <https://www.onlinemathlearning.com/convert-12-hr.html>

<https://www.onlinemathlearning.com/convert-24-hr.html>



DHAI EDUCATION SYSTEM



Exercise 9D (9.4 Speed)

Objective: Discuss special types of rates such as speed and rate of rotation:

- **Solve problems involving speed**

Solve problems involving average speed

<https://www.khanacademy.org/math/pre-algebra/pre-algebra-ratios-rates/pre-algebra-rates/v/usain-bolt-s-average-speed>

<https://www.youtube.com/watch?v=lvekW79pJjk>

<https://www.youtube.com/watch?v=9lwld1jflzg>

<https://www.onlinemathlearning.com/algebra-problems-speed.html>

<https://www.onlinemath4all.com/time-distance-speed-problems-with-solutions-pdf.html>

Online Tests

Word problems (MCQ): <https://www.careerride.com/online-practice-test/Time-and-Distance>

<http://www.speeddistancetime.info/test>

Quiz: <https://www.proprofs.com/quiz-school/story.php?title=mock-test-5-speed-time-distance>

<https://www.tcyonline.com/tests/time-speed-and-distance>

History

Grade 6.

The Greeks in India

More Invaders: Scythians and Parthians

Following points are highlighted in the Chapter. Students are required to read the chapter thoroughly.

- to explain the passage of Greeks into India through Hindukush
- to describe the Gandhara as centre of Greek- Indian arts and architecture
- to find out the invaders and the historical changes in certain periods.

Related Links:

Following links are very helpful for better understanding.

<https://www.youtube.com/watch?v=6pIFNfGHG8>

<https://www.youtube.com/watch?v=evKHQDwZz9g>



DHAI EDUCATION SYSTEM



<https://www.youtube.com/watch?v=-lAxEtT3lfA>

Written Task:

1. Which areas did the Bactrian Greeks capture after 175 BC?

2. Who was Menander? How did he rule in India?

3. How had the Coins been helpful to find the historical information about Greeks?



DHAI EDUCATION SYSTEM



Geography

Grade 6.

Ch.: 9 Agriculture

Following points are highlighted in the Chapter. Students are required to read the chapter thoroughly.

- Definition of Agriculture and its major types.
- Importance of agriculture
- Rice cultivation and processes involved in the growing of Rice
- Importance of technology in Agriculture.
- Improvement in agriculture

key Terms:

Agriculture:

The science or practice of farming, including cultivation of the soil for the growing of crops and the rearing of animals to provide food, wool, and other products.

Cultivation:

Cultivation is the act of caring for or raising plants. Your desire to grow your own fruits and vegetables in the backyard means you'll be engaged in some heavy **cultivation**.

Farming:

The activity or business of growing crops and raising livestock.

Irrigation

The supply of water to land or crops to help growth, typically by means of channels.

Related Links:

Following links are very helpful for better understanding.

<https://youtu.be/Qmla9NLFbVU>

<https://youtu.be/B8Vd1WWgFog>

https://www.youtube.com/watch?v=J_mMS3EkHok

<https://www.youtube.com/watch?v=FNn5DB1Zen4>

<https://www.bing.com/videos/search?q=irrigation+syatem+for+farming&ru=%2fvideos%2fsearch%3fq%3dirrigation%2bsyatem%2bfor%2bfarming%26FORM%3dHDRSC3&view=detail&mid=09DB4C10B97F1CE844E909DB4C10B97F1CE844E9&&FORM=VDRVRV&ajf=70>



DHAI EDUCATION SYSTEM



<https://www.youtube.com/watch?v=24LJSJqpYuY>

Activities related Gardening and plantation:

Grow at least 1 plant in pot, following links are helpful.

<https://www.youtube.com/watch?v=53IJwr8KaXU>

https://www.youtube.com/watch?v=jfCN_anK5I8

Students may subscribe following channel to practically implement the planation.

https://www.youtube.com/channel/UC-ggSocgvmyur_ValL_k5LA

Written work:

Activity Book page 35, 36 can be done by the students.

long Questions:

Q1. How is the Agriculture important for the solution of poverty and hunger and for “Foreign Exchange”?

Q2. How can you differentiate between “shifting Cultivation” and “wet Rice Cultivation”.



DHAI EDUCATION SYSTEM







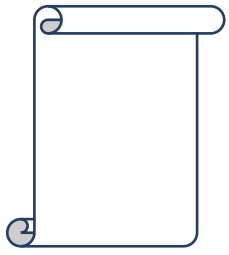
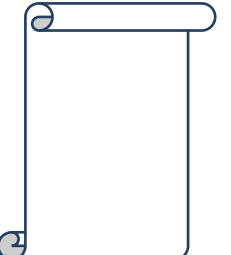

Revision Plan

Subject: Islamiat

Grade 6th

Note: Use website www.oup.com.pk/islamandpractices.com for further information and make a word file and send it to given E-mail. You can use the given patterns or can use your own innovative ideas.

Unit #	Topics	Things to do				
2: Faith and Ibaadaat	The Day of Judgement and Predestination	<ul style="list-style-type: none"> Pick out the Hadees and Ayat from the lesson and write in T-Chart. <p style="text-align: center;">The Day of Judgement and Predestination</p> <table border="1" style="width: 100%; border-collapse: collapse;"> <thead> <tr> <th style="width: 50%;">Al-Hadith</th> <th style="width: 50%;">Al-Qur'an</th> </tr> </thead> <tbody> <tr> <td style="text-align: center;"> <ul style="list-style-type: none"> • • • • </td> <td></td> </tr> </tbody> </table>	Al-Hadith	Al-Qur'an	<ul style="list-style-type: none"> • • • • 	
	Al-Hadith	Al-Qur'an				
<ul style="list-style-type: none"> • • • • 						
Funeral Prayer	Fasting (Saum)	<ul style="list-style-type: none"> Explain the method of Funeral Prayer. Draw a mind map and write Benefits of Fasting. <p style="text-align: center;">Benefits of Fasting</p> <div style="text-align: right;"> </div>				
3: The life of the Prophet(P.B.U.H)	Farewell Pilgrimage	<ul style="list-style-type: none"> Enlist main teachings of the Prophet's (P.B.U.H) last Sermon. 				
	The Year of Deputations	<ul style="list-style-type: none"> Describe the ways the Prophet (P.B.U.H) used to speak. Go through your book and pick out two Hadees about Honesty ,two about Tolerance and two about Prayer 				

	<p>The Manners and Speech of the Prophet(P.B.U.H)</p> <p>Sunnah</p>	<p style="text-align: center;">and mention in given mind map.</p> <div style="display: flex; justify-content: space-around; align-items: center;"> <div style="text-align: center;"> <p>Honesty</p>  </div> <div style="text-align: center;"> <p>Tolerance</p>  </div> </div> <div style="text-align: center; margin-top: 20px;"> <p>Prayer</p>  </div>
<p>4: Moral Teachings</p>	<p>Righteousness</p> <p>Cleanliness</p> <p>Purification</p> <p>Rights of Neighbours</p>	<ul style="list-style-type: none"> Describe different ways by which a Muslim keeps himself clean. Explain method of Wudu and Bath (Ghusl). Write four Rights of Neighbours with reference to Hadees and Qur'an. <div style="display: flex; flex-wrap: wrap; justify-content: center; gap: 20px; margin-top: 20px;"> <div style="border: 1px solid black; width: 150px; height: 100px; margin: 5px;">  </div> <div style="border: 1px solid black; width: 150px; height: 100px; margin: 5px;">  </div> <div style="border: 1px solid black; width: 150px; height: 100px; margin: 5px;">  </div> <div style="border: 1px solid black; width: 150px; height: 100px; margin: 5px;">  </div> </div>



DHAI EDUCATION SYSTEM



5. Personalities of Islam and Muslim Ummah	Muslim Ummah Bilal bin Rabah Hazrat Yusuf (A.S) Muslims Contributions to the World	For these units go through mentioned pages of your text book. <ul style="list-style-type: none">• Pg. 77 to 79• Pg. 80-81• Pg. 82 to 86• Pg. 87 to 90• A presentation will be prepared when you re-join school.
---	---	---

Unit 1 : Hifaz-o-Nazra

Listen to the CD enclosed with the book and recite and memorize mentioned Surah and Supplications.

- Surah Al-Teen
- Surah Al-Sharah
- Supplications from the Qur'an
- Pray five times a day and recite the verses or Surah of the Holy Qur'an.

E-mail:



DHAI EDUCATION SYSTEM



Subject: ICT

Grade: 6

Practical Based Revision Plan

Unit #	Topics	Things to do
<p>Note: Use internet for following topics to complete your tasks. Search data, make a word file and sent it to rubab.minhas@des.edu.pk</p>		
7: The internet as a Post Office	Internet Terms and Addresses Email Services Information Retrieval Education Through the Internet Finding People on the Internet	<ul style="list-style-type: none"> Define different internet terminologies used e.g. ISP, Modem, WWW, URL etc. Differentiate between Number Addressing and Letter Addressing systems with examples. List the advantages of email and demonstrate how to compose and send emails. Explain what a search engine is and demonstrate how to use a search engine to find information and people.
8: Introduction to Flash CS3	Getting started with Flash Drawing Modes in Flash Selection Tools	<ul style="list-style-type: none"> Explain the use of the Flash software. Explain the components of the Flash window and different areas of the Tools Panel. Differentiate between Merge Drawing mode and Object Drawing mode in Flash. Demonstrate how to use the different selection tools–Arrow tool, Lasso tool (tutorials on YouTube as we were doing in ICT Lab)
9: Drawing tools in Flash CS3	Drawing Tools Reshaping lines	<ul style="list-style-type: none"> Demonstrate and differentiate the use of the Line Tool, Rectangle Tool, Rectangle Primitive Tool, Oval Tool, Oval Primitive Tool, Poly Star Tool, Pencil Tool, Brush Tool, Paint Bucket Tool, Ink Bottle Tool, and Eraser Tool. Demonstrate how to reshape lines using the Arrow Tool.



DHAI EDUCATION SYSTEM



	and shapes	
10: Creating Animations in Flash CS3	Creating Symbols Understanding the timeline Creating Animations	<ul style="list-style-type: none">• Explain the need for creating Symbols and convert a drawing into a Symbol.• Explain the components of the Timeline window and how to insert frames and key frames.• Create frame-by-frame animations, motion tween and shape tween.

DHAI EDUCATION SYSTEM

عنوان: قواعد

سوال نمبر ۱۔ خط کشیدہ الفاظ کی املا درست کر کے جملے دوبارہ لکھیے۔

1۔ اسکول میں سب تلبہ امتحان کی طیاری کر رہے تھے۔

2۔ مسجد میں تمام نمازی جمع تھے۔

3۔ عمتِ مصلّمہ ایک جسم کی مانند ہے۔

4۔ حوائی جہاز حادصے کا شکار ہو گیا۔

5۔ کاری صاحب نے صورت یاد کروادی۔

6۔ کرونا وائرس گندگی سے پھیلا ہے۔

7۔ ماہول کی عالدگی سب پر اثر انداز ہوتی ہے۔

8۔ کھیلوں سے ضحّٰن بھی سحت مند رہتا ہے۔

9۔ کھڑکی کے باہر قبوترن کے بچے تھے۔

10۔ گھاص پر مت بھاگو۔

سوال نمبر ۲۔ درج ذیل محاورات کے معانی سمجھ کر جملے بنائیے۔

معانی	محاورات
بے وقوف	1۔ کاٹھ کا آٹو
بے حیثیت	2۔ گھر کی مرغی دال برابر
مطلب نکالنا	3۔ آٹو سیدھا کرنا
اپنی ہی بات منوانا	4۔ اپنا راگ الاپنا

5۔ بال بال بچنا	حادثے سے بچ جانا
6۔ پا پڑ بیلنا	بہت کوشش کرنا
7۔ پالا پڑنا	واسطہ پڑنا
8۔ پھونک کر قدم رکھنا	مختاط رہنا
9۔ ٹکاسا جواب دینا	صاف انکار کرنا
10۔ جان پر کھیلنا	جان خطرے میں ڈالنا

سوال نمبر ۳۔ درج ذیل ضرب الامثال کے معانی سمجھ کر جملے بنائیے۔

ضرب الامثال	معانی
1۔ ہنوز دلی دور است	ابھی کام پورا نہیں ہوا
2۔ ایک انار سو بیمار	ایک چیز کے بہت سے چاہنے والے
3۔ آئیل مجھے مار	خود مصیبت کو دعوت دینا
4۔ بسم اللہ ہی غلط	کام کا آغاز کی غلط ہونا
5۔ تھالی کا بینگن	مطلبی انسان
6۔ چور کی داڑھی میں تنکا	مجرم کا اپنی حرکت سے پہچانا جانا
7۔ دُور کے ڈھول سہانے	دور کی چیز اچھی لگتی ہے
8۔ ایک مچھلی سارے جل کو گند کرتی ہے	ایک خراب دوست سب کو برباد کرتا ہے
9۔ اپنی کرنی پار اترنی	اپنی ہی کوشش کام آتی ہے
10۔ ایک پنٹھ دو کاج	ایک وقت میں دو کام کرنا